

2023

Kindergarten Round-Up Survey Results



Great Start Collaborative Montcalm County

618 West Main Street, Suite C
Stanton, MI 48888
(616) 225-6146

Website: www.GreatStartMontcalm.org

Find us on Facebook!

www.facebook.com/greatstartmontcalmcounty



Montcalm County

2023 Kindergarten Round-Up Survey Results

Contents

Adverse Childhood Experiences (ACEs)	3
County Wide Data Summary	4
Carson City – Crystal Area Schools	6
Central Montcalm Public Schools	8
Greenville Area Schools	10
Lakeview Community Schools	12
Montabella Community Schools	14
Tri County Area Schools	16
Vestaburg Community Schools	18
2023 Kindergarten Screening Parent Survey	20
2023 Spotlight on Montcalm County	22
MCGSC Status of Young Children 2023	24
MCGSC 2023-2024 Meeting Schedule	25

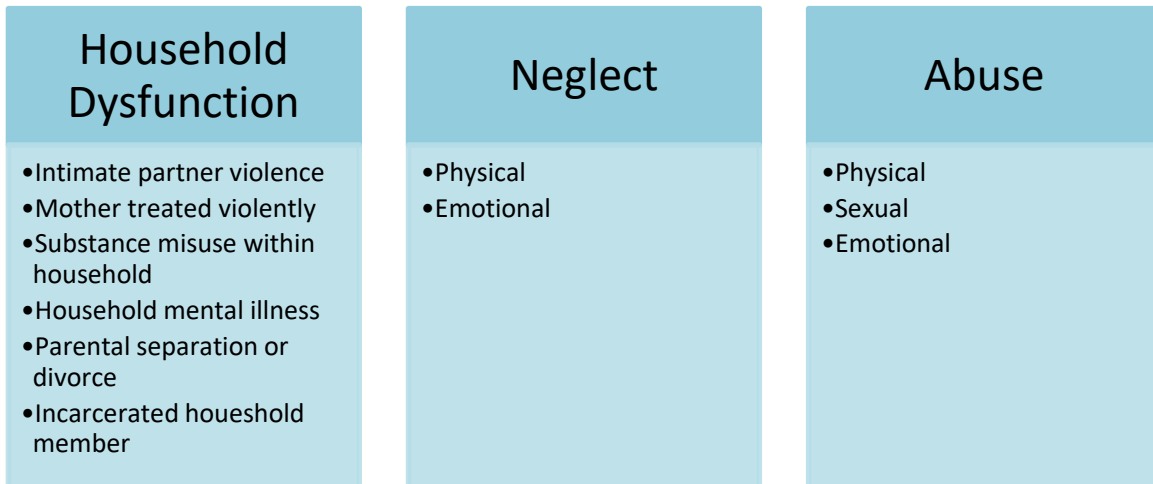
The Great Start Collaborative of Montcalm County

Invites you to visit our website at:

www.GreatStartMontcalm.org

Trauma Informed Community: Adverse childhood experiences (ACEs)

Adverse childhood experiences (ACEs) are stressful or traumatic events, including abuse and neglect. They may also include household dysfunction such as witnessing domestic violence or growing up with family members who have substance use disorders. ACEs are strongly related to the development and prevalence of a wide range of health problems throughout a person’s lifespan, including those associated with substance misuse.



Data was collected at kindergarten round-up from parents completing the 2023 Kindergarten Round-Up Survey. Questions from the survey that would indicate ACEs for the kids entering kindergarten are as follow:

- 35% surveyed reported their child is living with a parent or guardian who was divorced or separated.
- 15% surveyed reported that they have accessed community support to help provide basic needs for their family.
- 3% of parents reported that their children have witnessed a family member with a drug/alcohol problem.
- 2% of parents reported that their children have witnessed violence in the home.
- 8% of children have experienced a parent that has been depressed (has decreased from 21% in 2020).

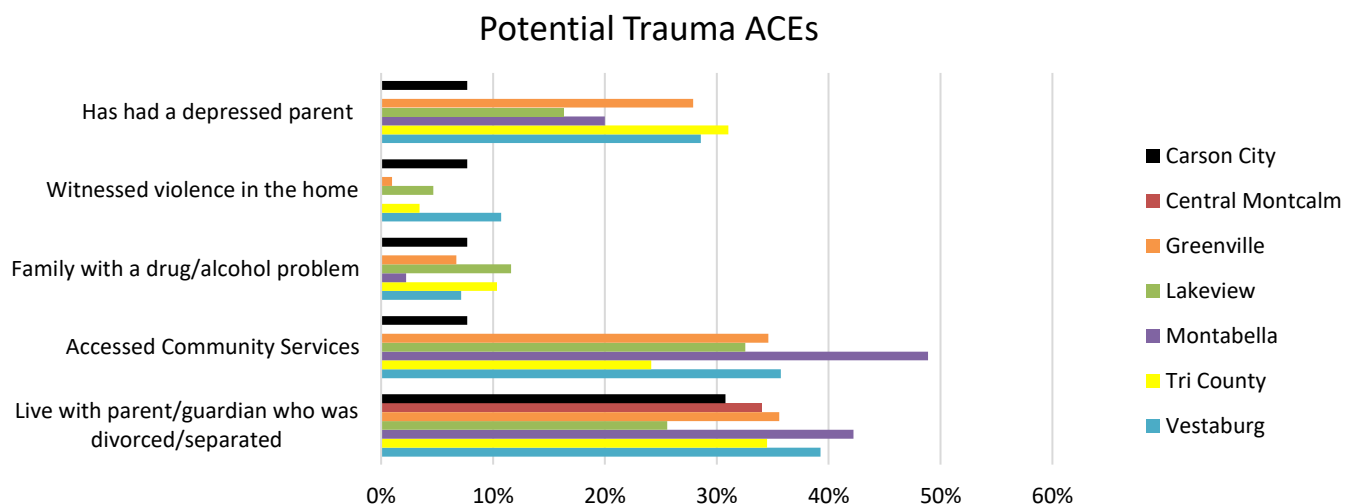


Table indicates Trauma; Adverse Childhood Experiences (ACEs) as reported by parents in the 2023 kindergarten round-up survey.

“Children’s exposure to Adverse Childhood Experiences is the greatest unaddressed public health threat of our time.” – Robert W. Block

County Wide Data Summary

The Parent Coalition of the Montcalm County Great Start Collaborative conducted a survey with parents attending kindergarten registration activities in our seven districts with the Montcalm Area Intermediate School District. This is the tenth year that Montcalm County has conducted this survey. The purpose was to identify strengths and concerns in the areas of health, early care and education, social-emotional development, basic physical needs, and family support. The following data are the results from the 2023 survey. Parents completed a questionnaire consisting of 30 questions as an optional part of the kindergarten registration process. Of the seven participating districts within the Montcalm Area ISD, there were 741 children that registered for Kindergarten prior to September 1st, of those 309 parents or 42% completed the survey.

Health

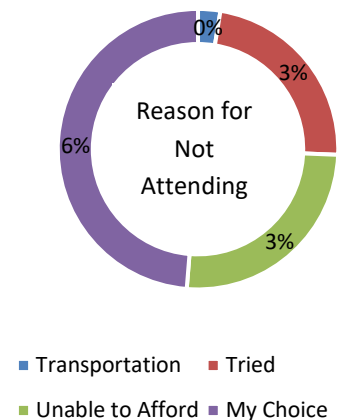
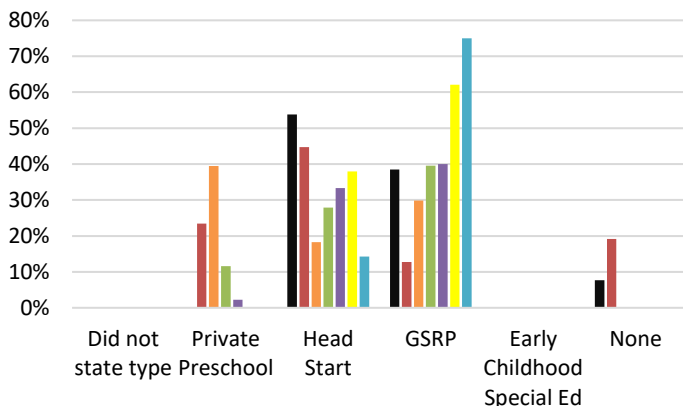
Quality healthcare improves a child’s learning abilities; a child can focus better when he or she is healthy. This year’s survey revealed the following information:

- 93% reported having some type of health insurance,
- 33% of them have government sponsored insurance,
- 53% have private insurance,
- 6% reported having Military insurance,
- Only 1% reported **not** having a doctor,
- 13% of entering kindergarteners have never been to the dentist,
- 7% of homes where the child resides has at least one person who smoked and/or vaped,
- 8% report that their child takes a prescription medication.

Early Care and Education

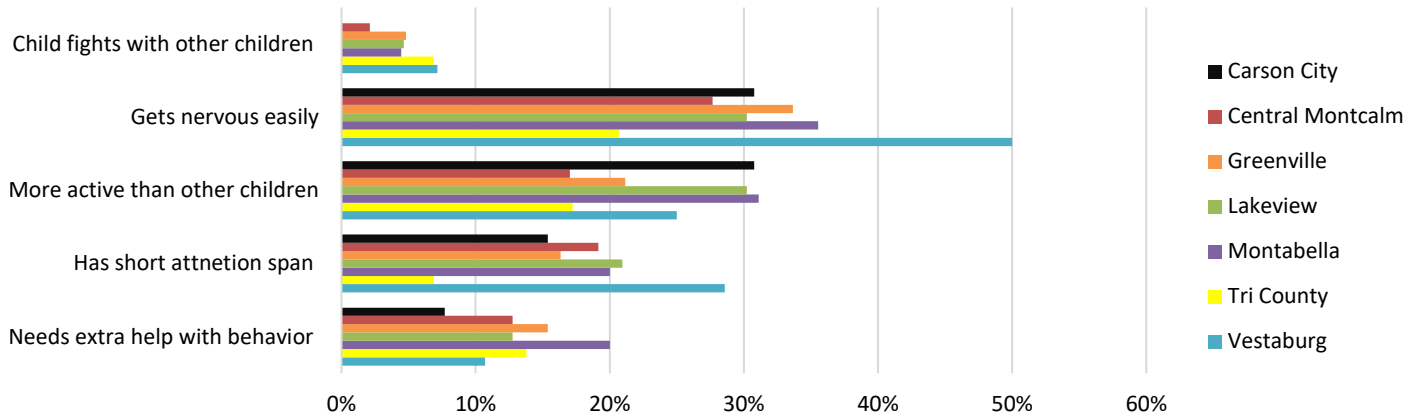
Education of a child begins at birth not at age 4 or 5; research tells us having quality childcare and educational experiences are vital. 54% of children are reported to have been in childcare during their first five years of life due to parent employment. Families reported overwhelming satisfaction with their childcare providers. Reading is a priority to parents in Montcalm County with 92% of parents reporting they read to their child at least 1-3 times or more per week! 66% of parents surveyed reported their children attended some type of preschool programming. Of those children that attended preschool 52% were enrolled in a government-sponsored program such as Head Start or the Great Start Readiness Program. 17% of Parents questioned felt that their child would need extra help with learning in kindergarten.

Types of Preschool Attended



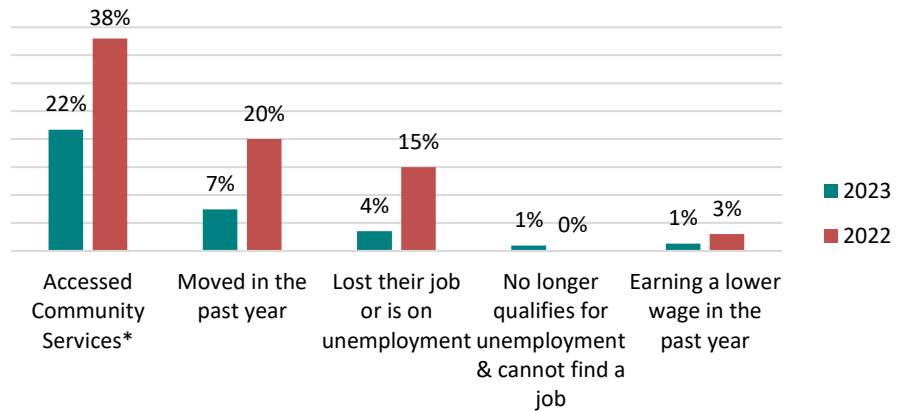
Social Emotional

Social-emotional skills give children the self-confidence they need to build loving and supportive relationships all their lives. There were several questions in this survey designed to gather information regarding children’s social emotional well-being. The behaviors that were identified as being of concern were, child gets nervous easily (this relates to anxiety, up from 27% in 2019 to 33% in 2023), child is more active than others (went down from 25% in 2019 to 24% in 2023), child has a short attention span (decreased from 17% in 2019 to 15% in 2023).



Basic Needs

Providing basic needs continues to be a struggle as Montcalm County has 32% of families identified as Asset Limited, Income Constrained, Employed (ALICE). 4% of families report being on unemployment (approximately 11 households) as compared to 2020 15% of families were on unemployment. 1% of families report that one member is earning a lower wage within the past year.



Family Support

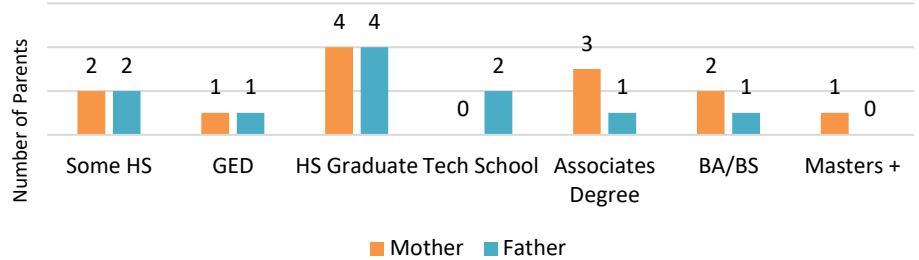
Families in Montcalm County indicated that they could find information about how to get their children ready for kindergarten. Approximately 38% of respondents participated in some sort of early intervention program such as: Early Head Start, Early On, Playgroups, Library Programs, Public Health Nurses, or Infant Mental Health Services prior to kindergarten. 6% participated in some type of parenting classes or support group; 11% of parents actively use the Montcalm County Great Start website; 2% of parents participated in Parent Coalition; 26% of the children received free books from the Montcalm County Dolly Parton Imagination Library; and 3% of children participated in the Connections Program.



Carson City - Crystal Area Schools: 50 children registered for kindergarten; 13 parents (26%) completed the survey.

Parents Education

85% of mothers and 82% of fathers had a GED or higher. There were 15% of mothers and 18% of fathers that had some high school but had not completed high school.



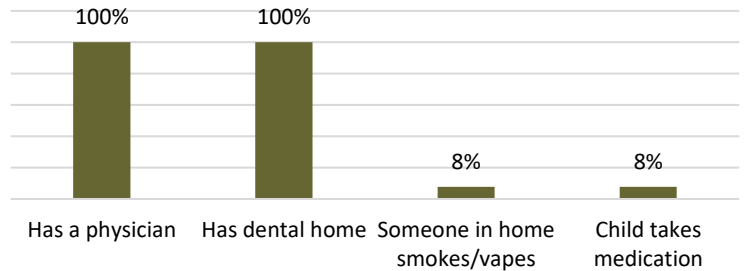
Health

46% had some type of government-funded insurance. 8% of respondents reported that their child takes a prescription medication.

8% of the respondents indicated that at least one person smoked and/or vaped in the home.

Parents that reported being a medical and dental household has been staying consistent since 2017.

Health Related Responses



Early Care and Education

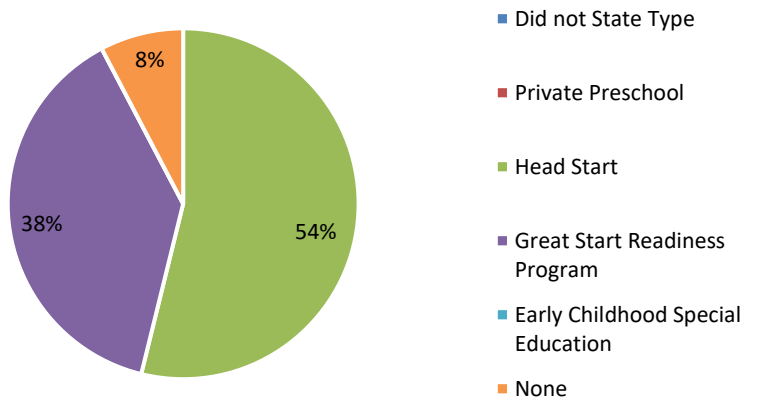
46% of respondents reported that they needed childcare within the first 5 years.

23% reported that their child would need extra help in kindergarten.

92% read to their children 1-3 times per week or more.

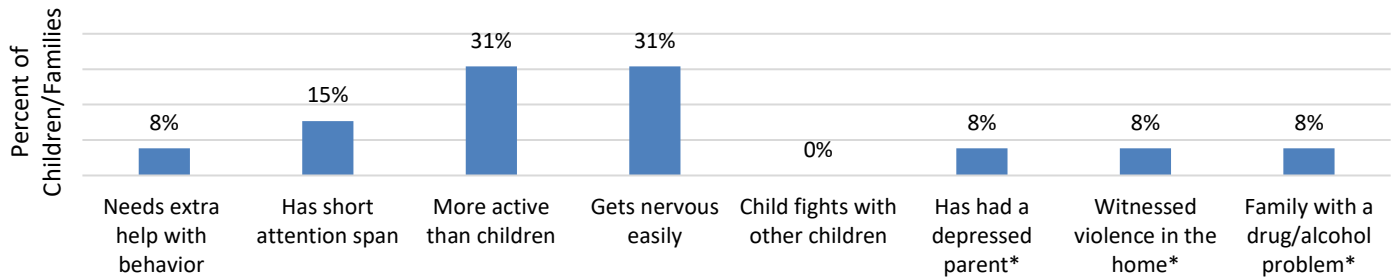
77% of families used daily activities to engage their child’s learning at home (cooking, laundry, Talking is Teaching activities).

Preschool Experience



Social Emotional


Social Emotional Concerns



*Potential Trauma ACEs

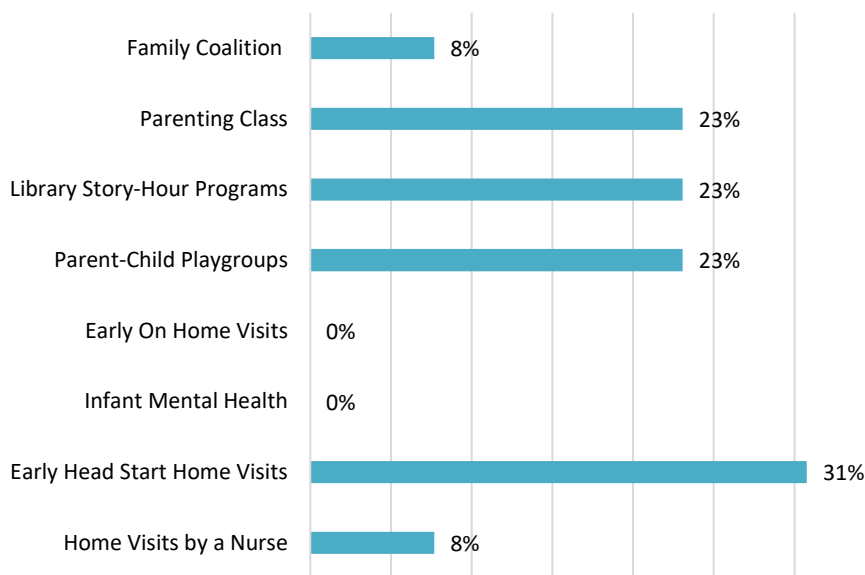
Basic Needs

8% of respondents have used a community resource to assist in providing their children with basic needs. None of the families reported that at least one parent lost their job or is unemployed.



*Potential Trauma ACEs

Family Support



- 85% of the families engaged in at least one family support program prior to their child attending preschool.
- 31% of families have visited the Great Start Montcalm website for early childhood information and resources.
- None of the families reported using child or family counseling services.
- 15% of the parents reported their children's participation in the Connections Program.
- 69% of the families received free books from the Montcalm County Dolly Parton Imagination Library!
- 8% of the families participated in the Great Start Montcalm Family Coalition.



Central Montcalm Public Schools: 111 children registered for kindergarten; 47 parents (42%) completed the survey.

Parents Education

89% of mothers and 95% of fathers had a GED or higher. There were 11% of mothers and 5% of fathers that had some high school but had not completed high school.

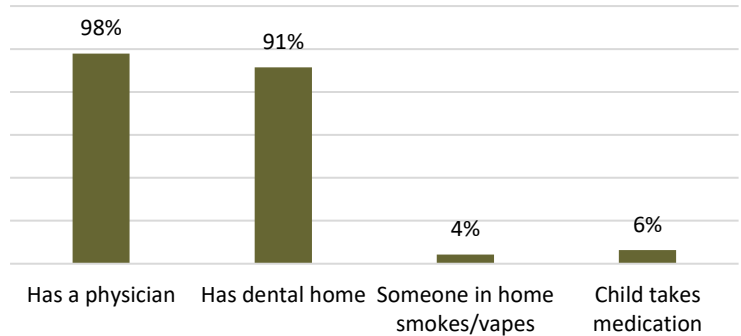


Health

49% had some type of government-funded insurance. 6% of respondents reported that their child takes a prescription medication.

4% of the respondents indicated that at least one person smoked and/or vaped in the home.

98% of respondents reported their child had a medical home.



Early Care and Education

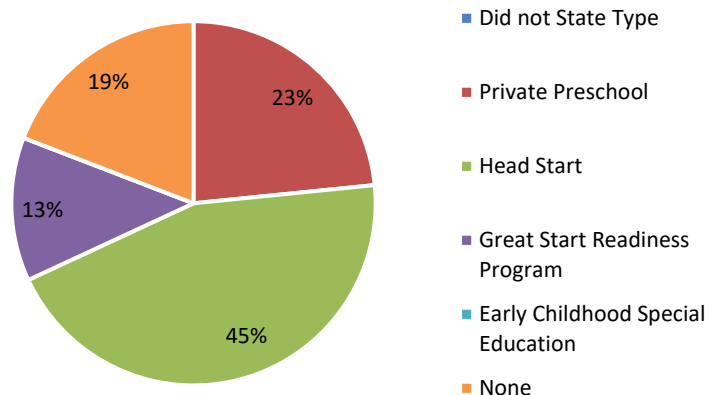
53% of respondents reported that they needed childcare within the first 5 years.

17% reported that their child would need extra help in kindergarten.

96% read to their children 1-3 times per week or more.

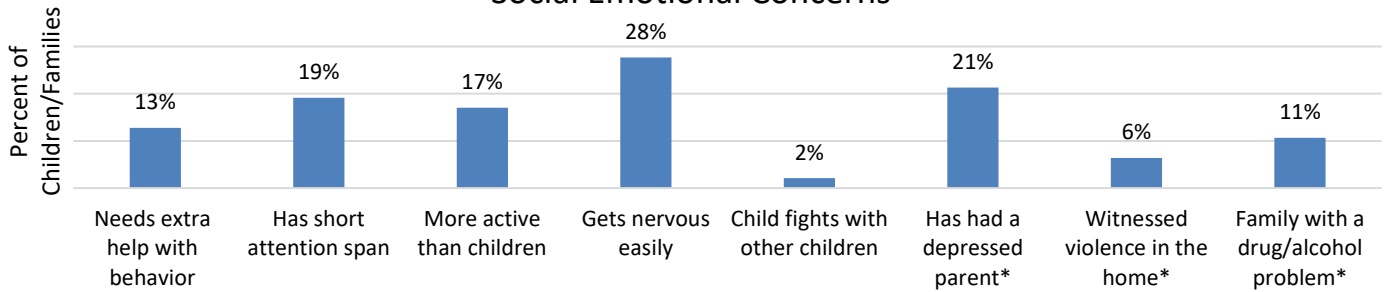
83% of families used daily activities to engage their child's learning at home (cooking, laundry, Talking is Teaching activities).

Preschool Experience



Social Emotional

Social Emotional Concerns

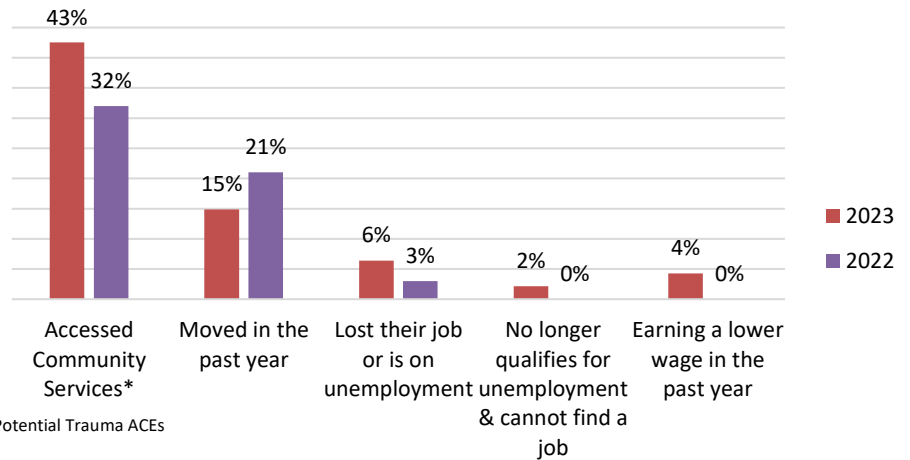


*Potential Trauma ACEs

Basic Needs

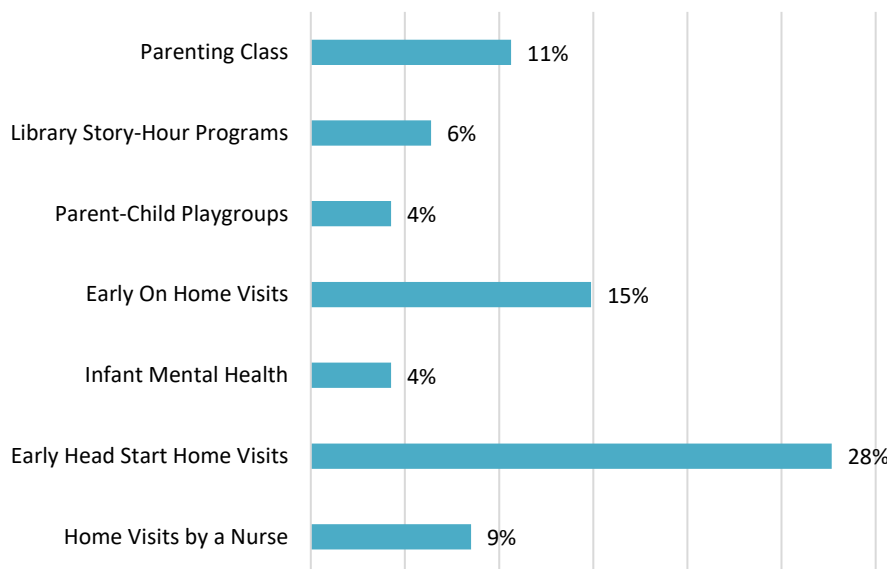
43% of respondents have used a community resource to assist in providing their children with basic needs.

6% of families have had at least one parent that has lost their job or is unemployed.



*Potential Trauma ACEs

Family Support



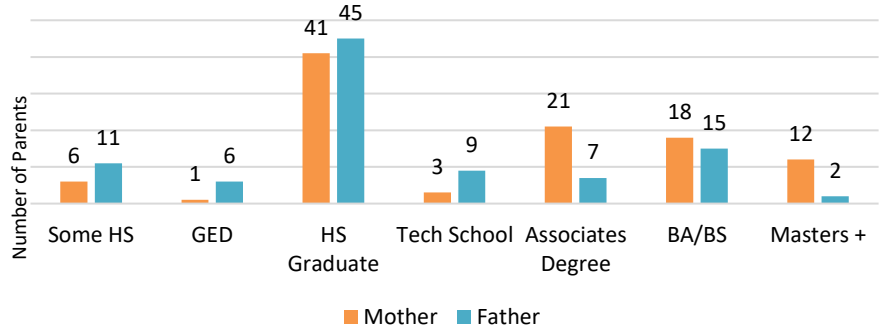
- 66% of the respondents engaged in at least one family support program prior to their child attending a preschool.
- 23% of respondents have visited the Great Start Montcalm website for early childhood information and resources.
- 4% of families reported using child or family counseling services.
- 4% of the children participated in the Connections Program.
- 43% of the families received free books from the Montcalm County Dolly Parton Imagination Library!
- 2% of the families participated in the Great Start Montcalm Family Coalition.



Greenville Public Schools: 267 children registered for kindergarten; 104 parents (39%) completed the survey.

Parents Education

94% of mothers and 88% of fathers had a GED or higher. There were 6% of mothers and 12% of fathers that had some high school but had not completed high school.



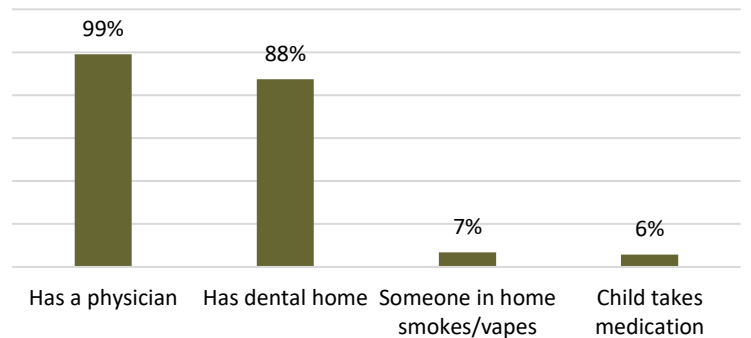
Health

41% had some type of government-funded insurance.

6% of respondents reported that their child takes a prescription medication.

7% of the respondents indicated that at least one person smoked and/or vaped in the home.

99% of respondents reported their child had a medical home.



Early Care and Education

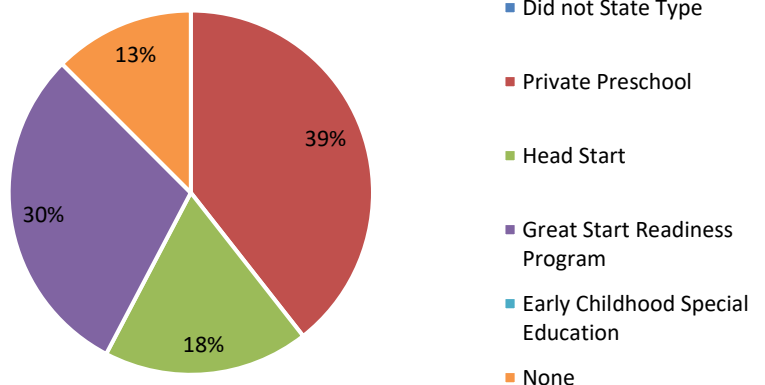
65% of respondents reported that they needed childcare within the first 5 years.

16% reported that their child would need extra help in kindergarten.

97% read to their children 1-3 times per week or more.

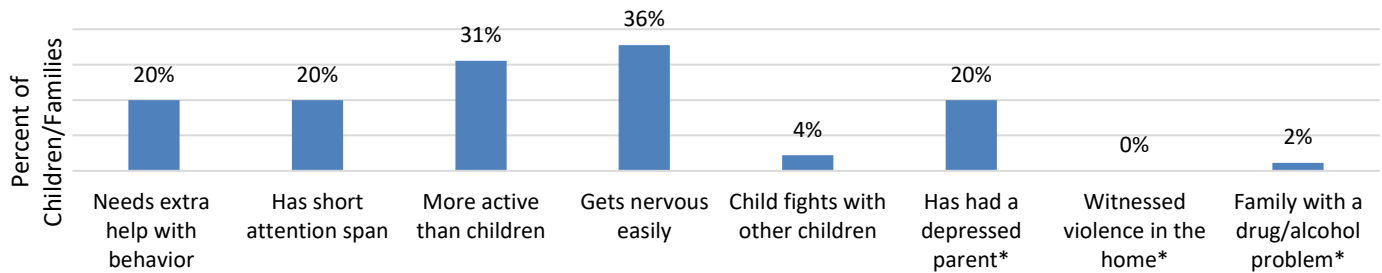
77% of families used daily activities to engage their child's learning at home (cooking, laundry, Talking is Teaching activities).

Preschool Experience



Social Emotional

Social Emotional Concerns



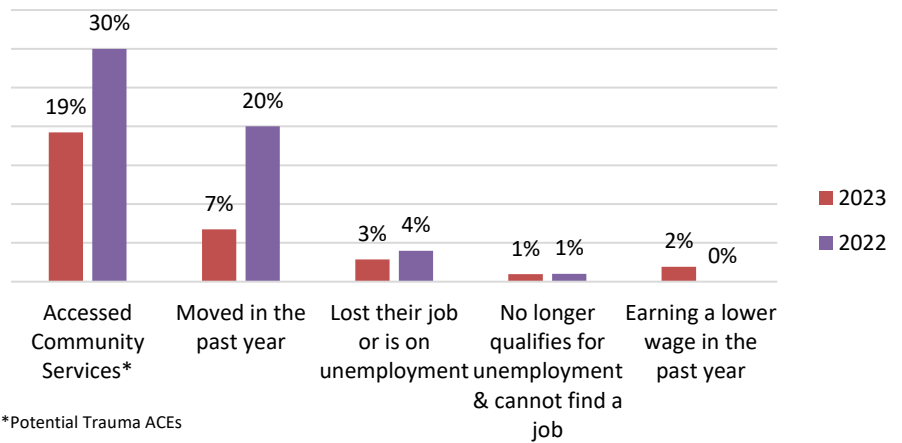
*Potential Trauma ACEs

Basic Needs

19% of respondents have used a community resource to assist in providing their children with basic needs.

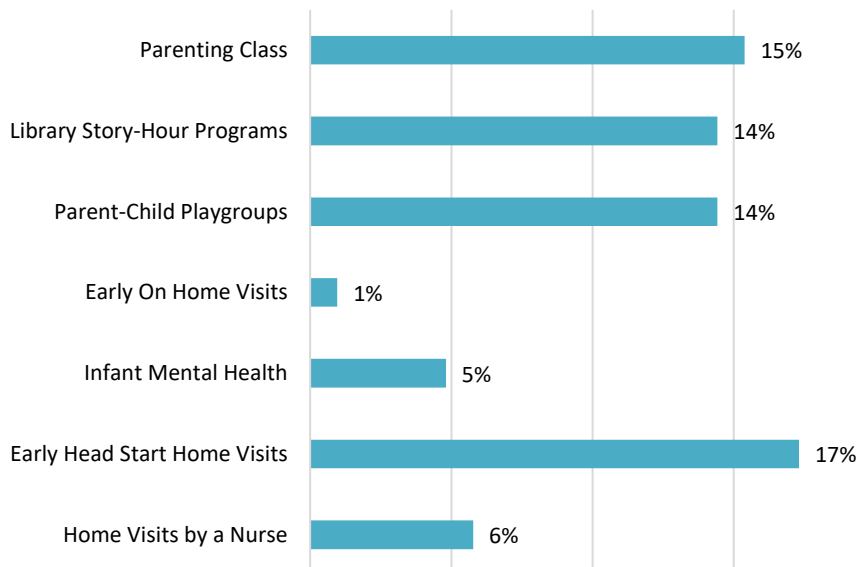
1% of the families have had at least one parent that has lost their job or is unemployed.

2% of the families reported earning a lower wage in the past year.



*Potential Trauma ACEs

Family Support



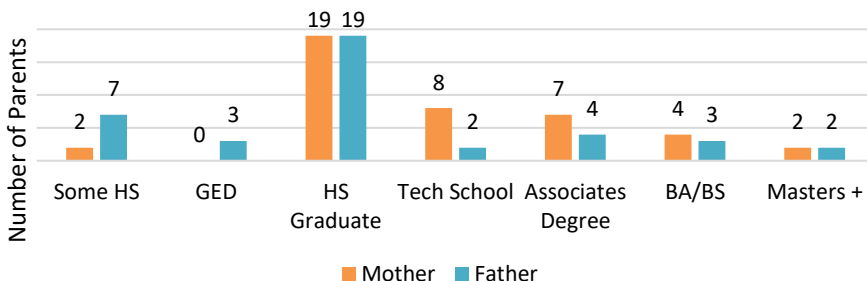
- 58% of the respondents engaged in at least one family support program prior to their child attending preschool.
- 20% of respondents have visited the Great Start Montcalm website for early childhood information and resources.
- 6% of the families reported using child or family counseling services.
- 13% of the children participated in the Connections Program.
- 45% of the families received free books from the Montcalm County Dolly Parton Imagination Library!
- 1% of the families participated in the Great Start Montcalm Family Coalition.



Lakeview Community Schools: 78 children registered for kindergarten; 43 parents (55%) completed the survey.

Parents Education

95% of mothers and 83% of fathers had a GED or higher. There were 5% of mothers and 18% of fathers that had some high school but had not completed high school.



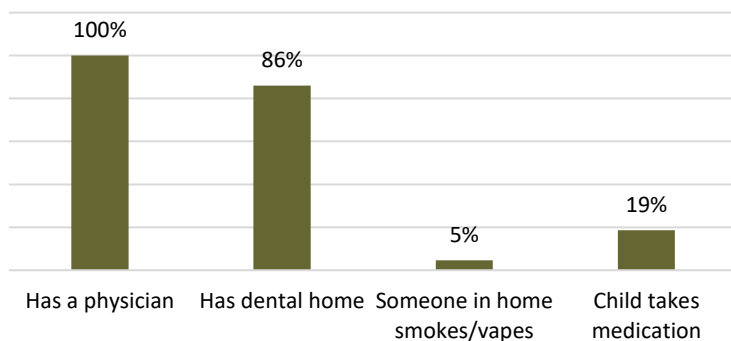
Health

28% had some type of government funded insurance.

19% of respondents reported that their child takes a prescription medication.

5% of the respondents indicated that at least one person smoked and/or vaped in the home.

100% of respondents reported their child had a medical home.



Early Care and Education

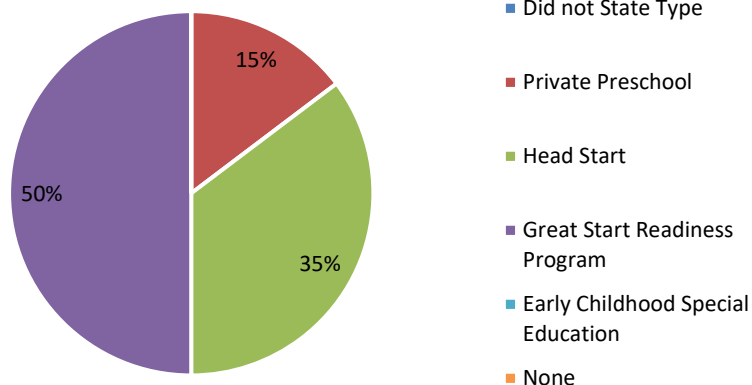
49% of respondents reported that they needed childcare within the first 5 years.

14% reported that their child would need extra help in kindergarten.

95% read to their children 1-3 times per week or more.

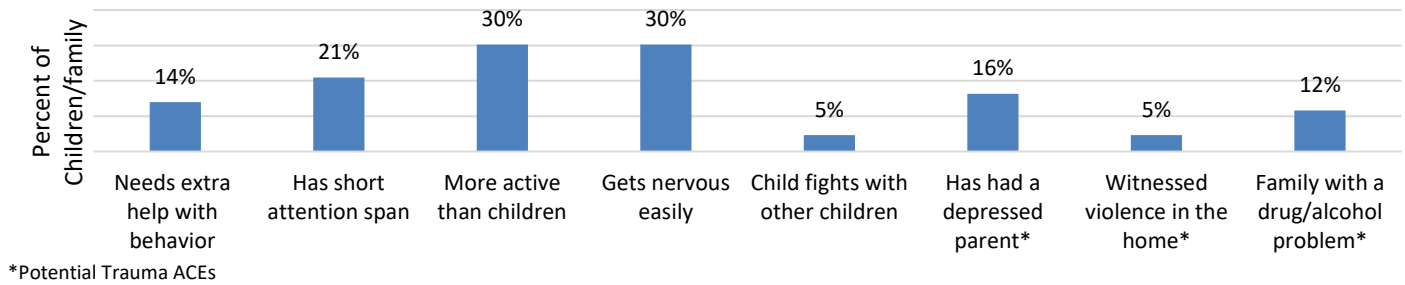
88% of families used daily activities to engage their child's learning at home (cooking, laundry, Talking is Teaching activities).

Preschool Experience



Social Emotional

Social Emotional Concerns

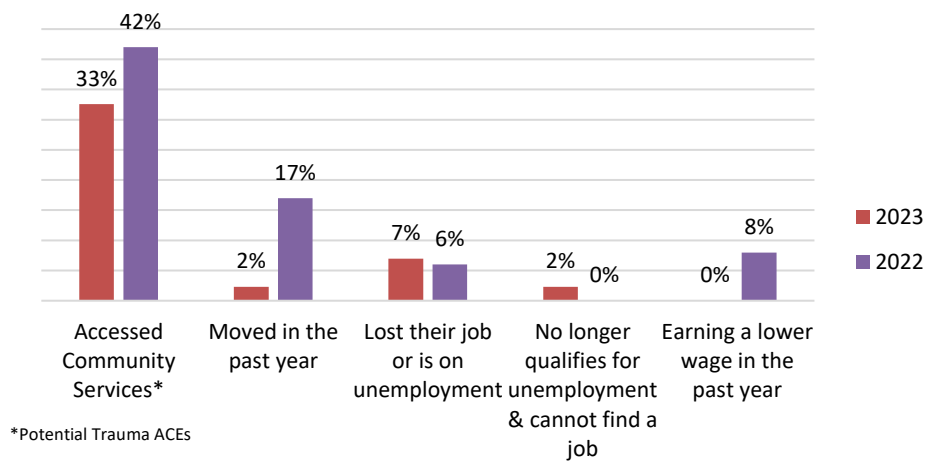


Basic Needs

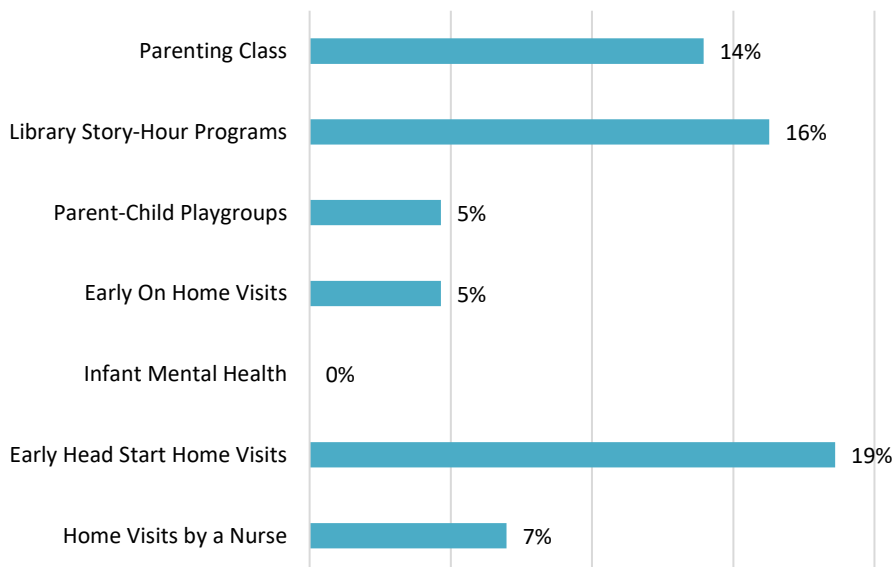
33% of respondents have used a community resource to assist in providing their children with basic needs.

7% of families have had at least one parent that has lost their job or is unemployed.

None of the of families reported that they earned a lower wage in the past year.



Family Support



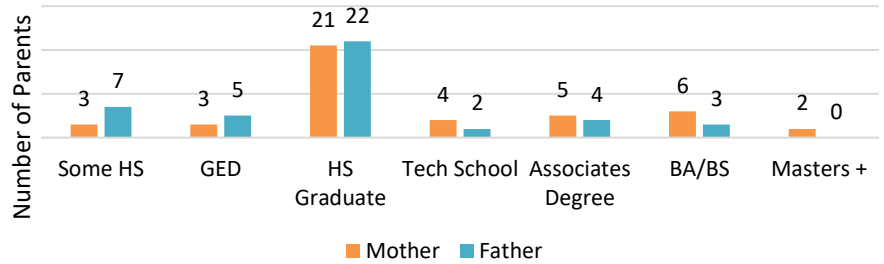
- 51% of the respondents engaged in at least one family support program prior to their child attending preschool.
- 23% of respondents have visited the Great Start Montcalm website for early childhood information and resources.
- 5% of families reported using child or family counseling services
- 2% of the children participated in the Connections Program.
- 42% of the families received free books from the Montcalm County Dolly Parton Imagination Library!
- 7% of the families participated in the Great Start Montcalm Family Coalition.



Montabella Community Schools: 67 children registered for kindergarten; 45 parents (67%) completed the survey.

Parents Education

93% of mothers and 84% of fathers had a GED or higher. There were 7% of mothers and 16% of fathers that had some high school but had not completed high school.



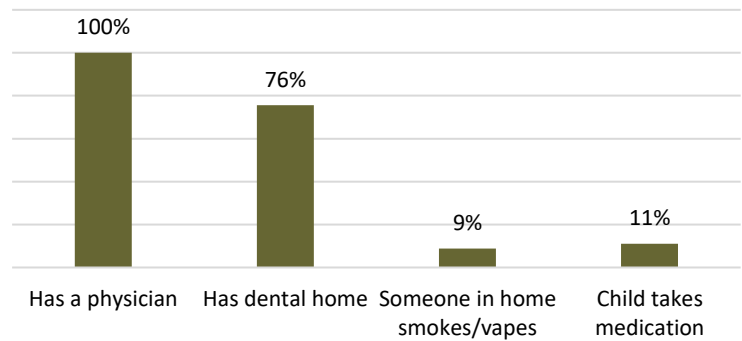
Health

38% had some type of government-funded insurance.

11% of respondents reported that their child takes a prescription medication.

9% of the respondents indicated that at least one person smoked and/or vaped in the home.

100% of respondents reported their child had a medical home.



Early Care and Education

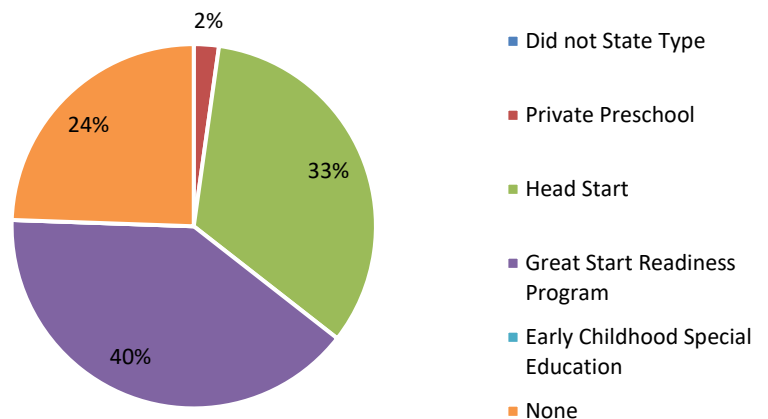
44% of respondents reported that they needed childcare within the first 5 years.

18% reported that their child would need extra help in kindergarten.

91% read to their children 1-3 times per week or more.

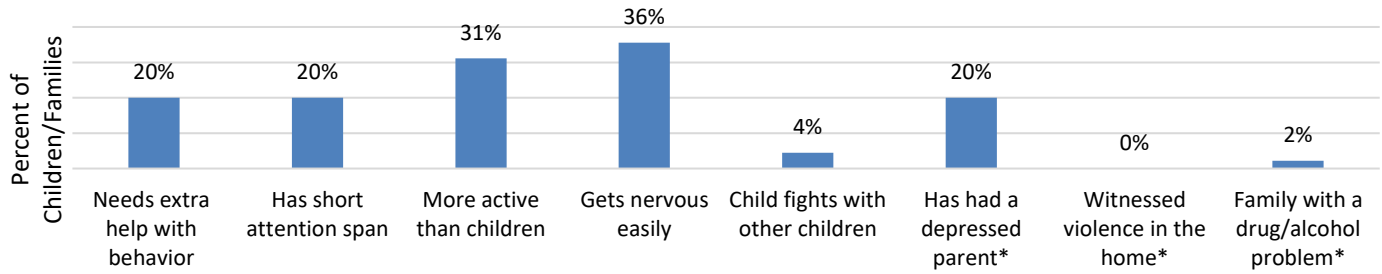
80% of families used daily activities to engage their child’s learning at home (cooking, laundry, Talking is Teaching activities).

Preschool Experience



Social Emotional

Social Emotional Concerns



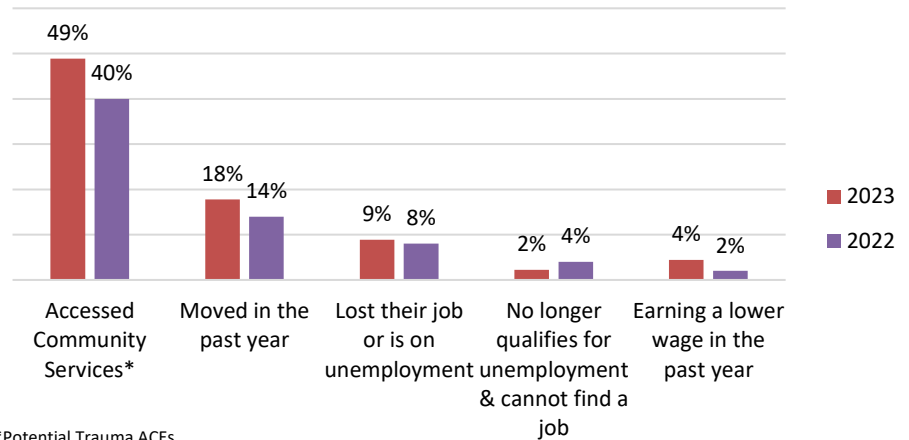
*Potential Trauma ACEs

Basic Needs

49% of respondents have used a community resource to assist in providing their children with basic needs.

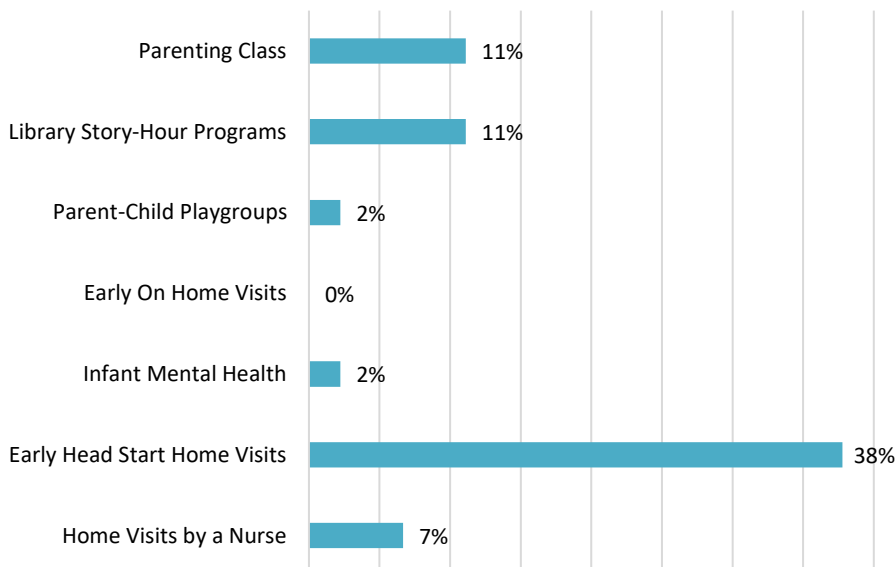
2% of families have had at least one parent that has lost their job or is unemployed.

4% of the families reported earning a lower wage in the past year.



*Potential Trauma ACEs

Family Support



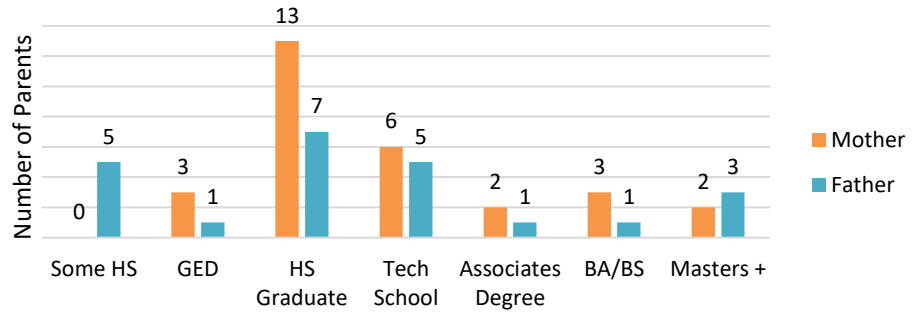
- 60% of the respondents engaged in at least one family support program prior to their child attending preschool.
- 18% of respondents have visited the Great Start Montcalm website for early childhood information and resources.
- 2% of the families reported using child or family counseling services.
- 7% of the children participated in the Connections Program.
- 49% of the families received free books from the Montcalm County Dolly Parton Imagination Library!
- 2% of the families participated in the Great Start Montcalm Family Coalition.



Tri County Area Schools: 135 children registered for kindergarten; 29 parents (21%) completed the survey.

Parents Education

100% of mothers and 78% of fathers had a GED or higher. 22% of fathers had some high school but had not completed high school.



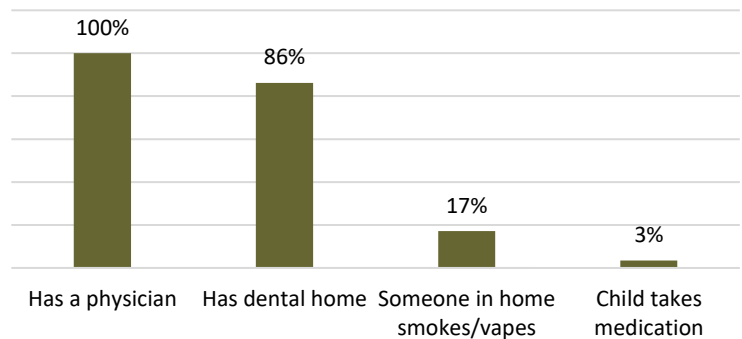
Health

31% had some type of government-funded insurance.

3% of respondents reported that their child takes a prescription medication.

17% of the respondents indicated that at least one person smoked and/or vaped in the home.

100% of respondents reported their child had a medical home.



Early Care and Education

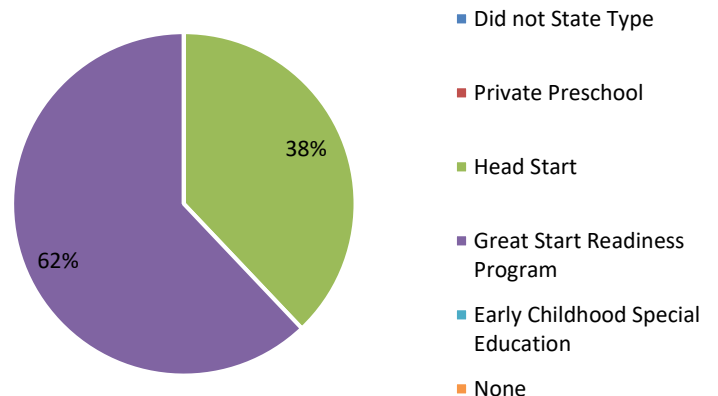
55% of respondents reported that they needed childcare within the first 5 years.

21% reported that their child would need extra help in kindergarten.

100% read to their children 1-3 times per week or more.

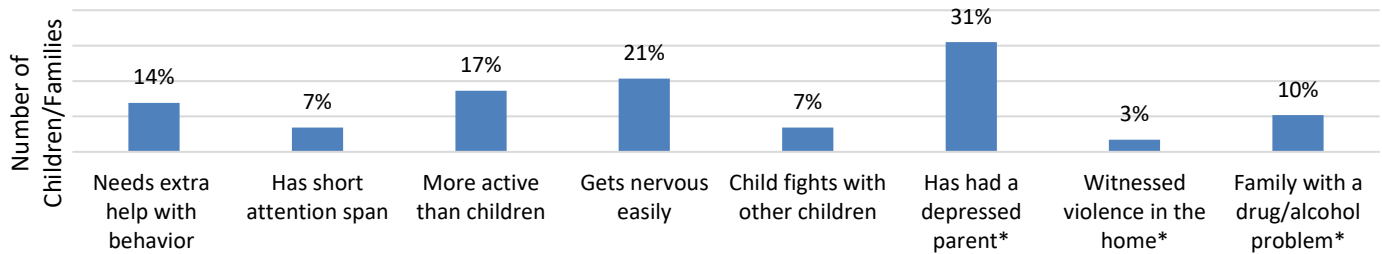
79% of families used daily activities to engage their child's learning at home (cooking, laundry, Talking is Teaching activities).

Preschool Experience



Social Emotional

Social Emotional Concerns



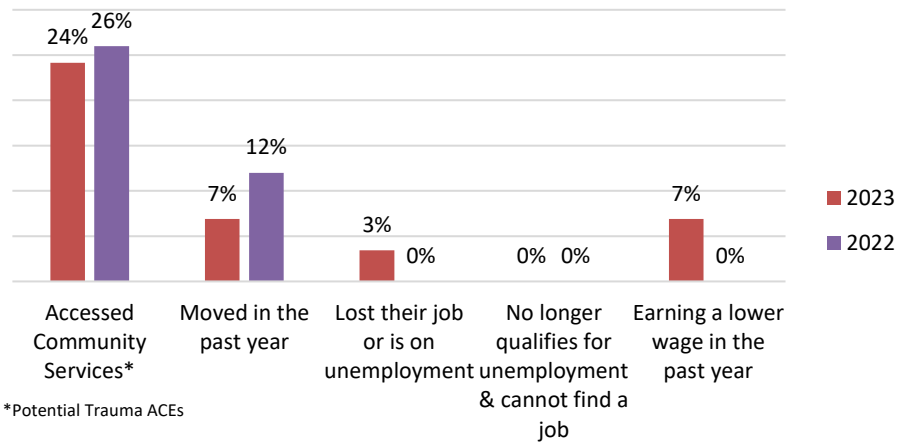
*Potential Trauma ACEs

Basic Needs

24% of respondents have used a community resource to assist in providing their children with basic needs.

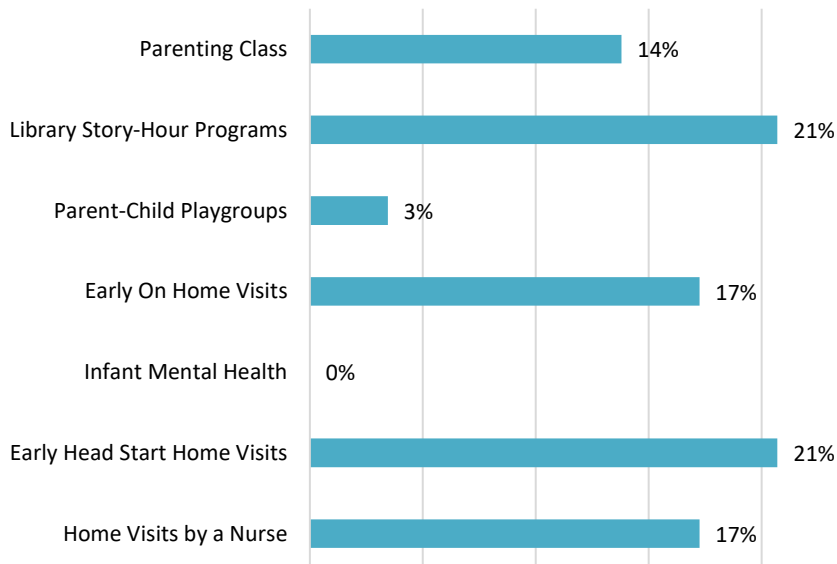
3% of the families have had at least one parent that has lost their job or is unemployed.

7% of the families reported earning a lower wage in the past year.



*Potential Trauma ACEs

Family Support



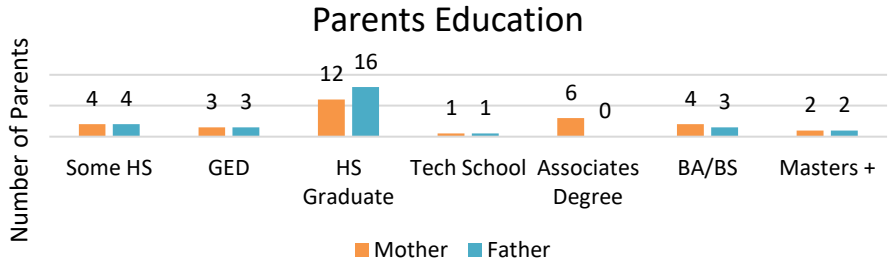
- 79% of the respondents engaged in at least one family support program prior to their child attending a preschool.
- 17% of respondents have visited the Great Start Montcalm website for early childhood information and resources.
- 3% of the families reported using child or family counseling services.
- 3% of the children participated in the Connections Program.
- 24% of the families received free books from the Montcalm County Dolly Parton Imagination Library!
- None of the families participated in the Great Start Montcalm Family Coalition.



Vestaburg Community Schools: 33 children registered for kindergarten; 28 parents (85%) completed the survey.

Parents Education

88% of mothers and 86% of fathers had a GED or higher. There were 13% of mothers and 14% of fathers that had some high school but had not completed high school.



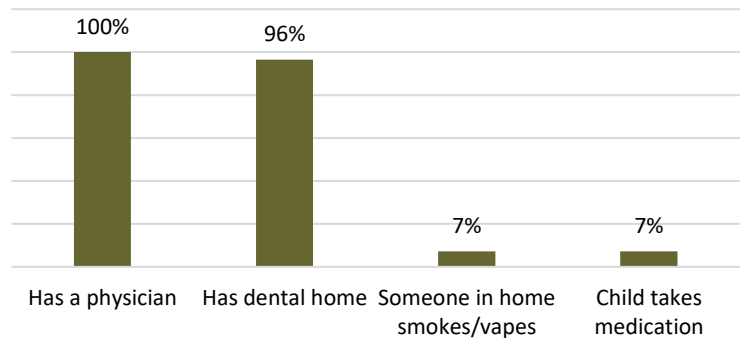
Health

57% had some type of government-funded insurance.

7% of respondents reported that their child takes a prescription medication.

7% of the respondents indicated that at least one person smoked and/or vaped in the home.

100% of respondents reported their child had a medical home.



Early Care and Education

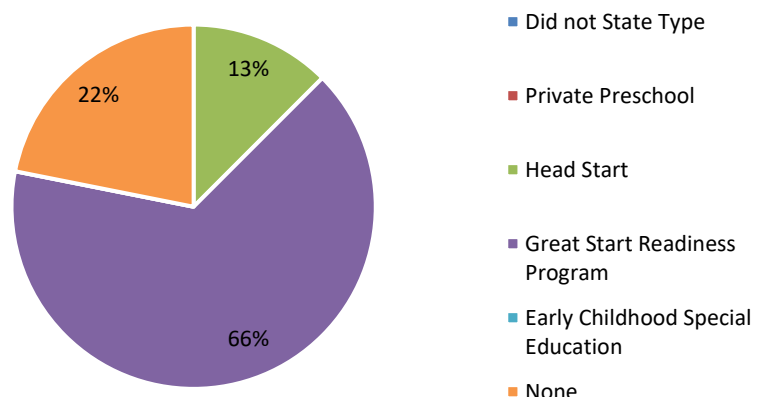
39% of respondents reported that they needed childcare within the first 5 years.

14% reported that their child would need extra help in kindergarten.

96% read to their children 1-3 times per week or more.

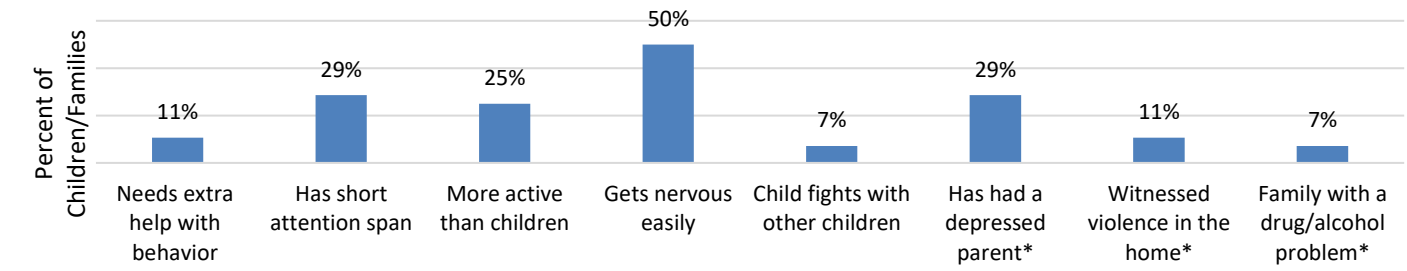
79% of families used daily activities to engage their child's learning at home (cooking, laundry, Talking is Teaching activities).

Preschool Experience



Social Emotional

Social Emotional Concerns



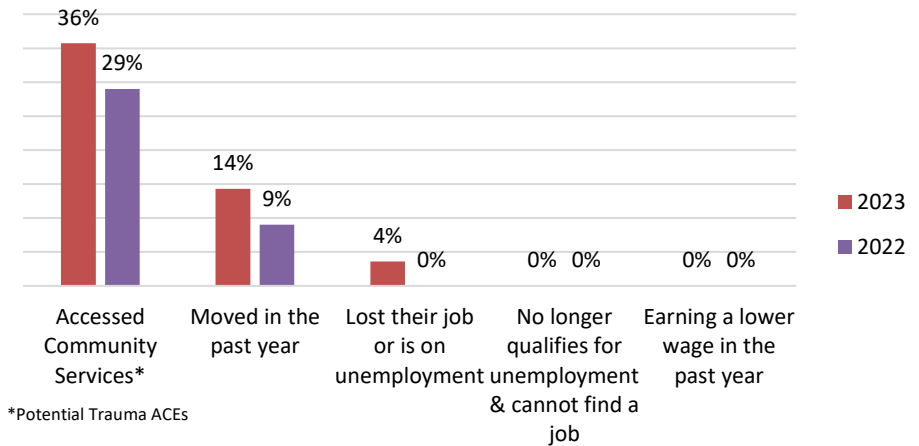
*Potential Trauma ACEs

Basic Needs

36% of respondents have used a community resource to assist in providing their children with basic needs.

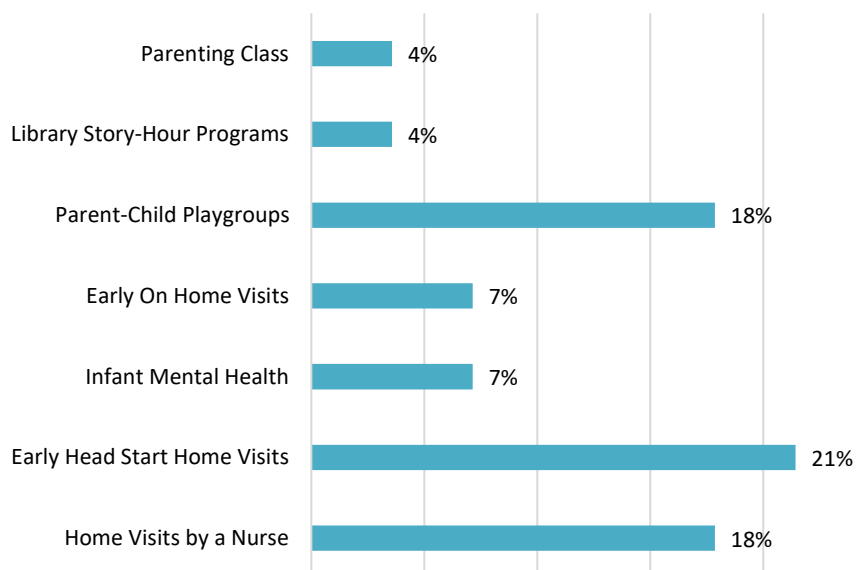
4% of the families have had at least one parent that has lost their job or is unemployed.

None of the families reported earning a lower wage in the past year.



*Potential Trauma ACEs

Family Support



- 75% of the respondents engaged in at least one family support program prior to their child attending preschool.
- 4% of respondents have visited the Great Start Montcalm website for early childhood information and resources.
- None of the families reported using child or family counseling services.
- None of the children participated in the Connections Program.
- 36% of the families received free books from the Montcalm County Dolly Parton Imagination Library!
- 4% of the families participated in the Great Start Montcalm Parent Coalition.



School District: _____ Date: _____

(For office use only) # _____

2023 Kindergarten Screening Parent Survey

The Montcalm County Great Start Collaborative (MCGSC) is a group of community members and leaders dedicated to assuring that all children are provided with a strong foundation so that they enter kindergarten eager, prepared and ready to learn. The group has several committees that focus on each of the following areas: health, early care and education, social-emotional, basic physical needs, and family support. Information will be compiled into a Status of Young Children report. We would greatly appreciate you completing this survey so we can provide current information to the community and direct our attention to the areas that YOU indicate would be of greatest benefit to you and your family. Thank you for your time.

DEMOGRAPHIC INFORMATION:

Child's birth date: _____ Person completing form: Mother ___ Father ___ Other ___

Parent's Education: (check the highest level obtained)

Mother: Some HS ___ GED ___ HS Graduate ___ Tech/trade school ___ 2-year degree ___ BA/BS ___ Masters/+ ___

Father: Some HS ___ GED ___ HS Graduate ___ Tech/trade school ___ 2-year degree ___ BA/BS ___ Masters/+ ___

Who does the child live with?

Biological Parents ___ Mother Only ___ Father Only ___ Joint Custody (splits time equally) ___

Mother & Stepfather ___ Mother & Significant Other ___ Father & Stepmother ___ Father & Significant Other ___

Adopted Parents ___ Foster Parents ___ Other extended family members (grandparents, aunts, etc.) ___

HEALTH:

1.	Does your child have a doctor?	Yes	No
2.	Has your child ever been to a dentist?	Yes	No
3.	Currently, what type of health insurance does your CHILD have? <input type="checkbox"/> None, no insurance <input type="checkbox"/> Private health insurance <input type="checkbox"/> Military Health Care <input type="checkbox"/> Government Sponsored (Medicaid, Healthy Kids, Molina, MI Child, Health Plan of MI, McLaren, PHP-MM Family Care)		
4.	Does anyone currently smoke and/or vape in the child's home on a regular basis?	Yes	No
5.	Does your child take any kind of <i>prescribed medications</i> now? If yes, for what?	Yes	No

EARLY CARE AND EDUCATION:

6.	Did your child need childcare due to your employment anytime during their first 5 years of life? If yes, were you satisfied with the childcare arrangement that you found?	Yes	No
7.	Did your child attend a formal preschool program as a 4- or 5-year-old? Yes, he/she attended: <input type="checkbox"/> Head Start <input type="checkbox"/> Great Start Readiness Program (Jump Start, Ready 4 School, Young 4's or 5's etc.) <input type="checkbox"/> Early Childhood Special Education Program <input type="checkbox"/> A private preschool program _____ (please indicate which one) No, my child did not attend a preschool program because: <input type="checkbox"/> It was my choice, as I did not feel he/she needed that experience prior to entering kindergarten. <input type="checkbox"/> I tried to enroll him/her in _____ (name program) but it was full. <input type="checkbox"/> I was unable to afford a preschool program for him/her at this time. <input type="checkbox"/> I was not able to work out transportation	Yes	No
8.	Do you think your child is going to need <i>extra help</i> with learning upon entering kindergarten?	Yes	No
9.	How often do you read to your child?	Less than 1x per week	1-3x per week
			Daily

Turn Over

10.	How often do you use your daily activities to engage your child in learning? (cooking, laundry, Talking is Teaching Activities)	Less than 1x per week	1-3x per week	Daily
11.	Was your child enrolled in the Dolly Parton Imagination Library?			Yes No

SOCIAL EMOTIONAL:

12.	Do you think your child is going to need <i>extra help</i> with their behavior in kindergarten?	Yes	No
13.	Do you think your child has a short attention span compared to other children their age?	Yes	No
14.	Do you think your child is more active than other children his/her age? (i.e. always on the go, can't sit still)	Yes	No
15.	Do you think your child gets nervous easily?	Yes	No
16.	Does your child get in fights with other children?	Yes	No
17.	Has your child experienced a parent that is depressed?	Yes	No
18.	Has your child witnessed violence in your home?	Yes	No
19.	Has your child seen a family member with a drug or alcohol problem?	Yes	No

BASIC NEEDS:

20.	Have you ever accessed community service (food banks, EightCAP, DHHS, etc.) to provide necessary items for your family such as food, assistance with bills, housing, etc?	Yes	No
21.	Have you moved from one home to another in the past year?	Yes	No
22.	Currently, is there anyone in your household that has lost their job and/or is on unemployment?	Yes	No
23.	Currently, is there anyone in your household that NO LONGER qualifies for unemployment and is unable to find a job?	Yes	No
24.	Is there anyone in your household right now that has lost their job in the past year but is now working again for a significantly lower wage?	Yes	No

FAMILY SUPPORT:

25.	Were you easily able to find information about how to get your child ready for kindergarten?	Yes	No
26.	Did you ever participate in any of these early intervention programs with your child? <input type="checkbox"/> Home visits by a nurse from the health department, United Lifestyles, or home health agency. <input type="checkbox"/> Home visits by Early Head Start <input type="checkbox"/> Home visits by Infant Mental Health specialist from Community Mental Health <input type="checkbox"/> Home visits by Early On or the birth to three special education staff <input type="checkbox"/> Parent-child Playgroups thru Great Start, Early Head Start and Early On <input type="checkbox"/> Library story-hour programs <input type="checkbox"/> (Child/family) Counseling (private or from Community Mental Health) <input type="checkbox"/> Great Start Parent Coalition <input type="checkbox"/> None of the above		
27.	Have you ever visited the Great Start Collaborative website (www.GreatStartMontcalm.org) If yes, have you used the talking is teaching resources?	Yes	No
28.	Have you ever attended any type of parenting class or support group? If yes, please explain:	Yes	No
29.	Have you ever participated in the CONNECTIONS program to evaluate your child's development?	Yes	No
30.	Is there anything that would have been helpful to you, in the first 5 years, to get your child off to a Great Start? This answer will help us to guide resources for children birth – 5 years old. <hr/> <hr/> <hr/> <hr/>		

Thank you for participating!



SPOTLIGHT ON YOUR COUNTY: Montcalm County

Peter Ruark, Senior Policy Analyst | March 2023

KEY METRICS



66,430
total population



\$54,803
median household income



11,509 | 17%
age 65+



41
median age



13%
poverty rate



3,688 | 6%
under age 5

POVERTY RATE FOR



Families with children:

15%



Children under age 18:

16%



Single parent (female) family:

32%

MEDIAN WAGE

\$48,172

for men

\$36,831

for women

Female-to-male earnings ratio: **76%**
(Women earn 76¢ for every dollar men earn.)

ANNUAL HOUSEHOLD INCOME

20%

Under \$25,000

48%

\$25,000 - \$74,999

32%

\$75,000 or more

RACE/ETHNICITY

White: **60,154 (91%)**

African American: **1,439 (2%)**

Hispanic or Latino: **2,421 (4%)**

Asian: **143 (<1%)**

American Indian/Alaska Native: **203 (<1%)**

Two or More Races: **1,777 (3%)**

LANGUAGE SPOKEN

A language other than English

1,952 | 3%

Limited English proficiency

598 | 1%

Kamusta!

Habari!

Hola!

TECHNOLOGY



20,676 | 87%

Households with a computer



18,855 | 80%

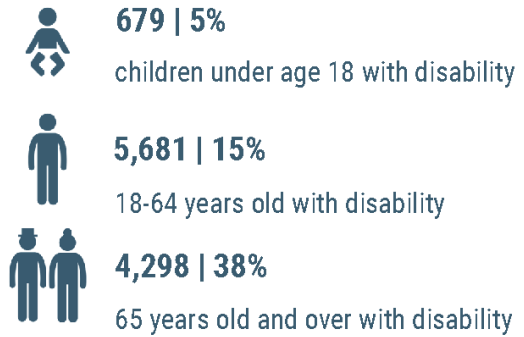
Households with broadband internet subscription

Michigan League for Public Policy, 1223 Turner Street, Suite G1, Lansing, MI 48906 | www.mlpp.org

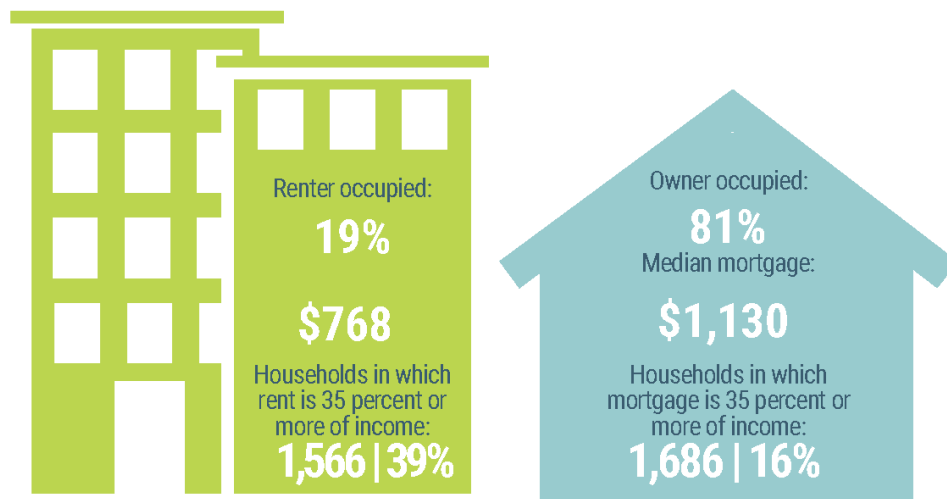
EDUCATIONAL ATTAINMENT AGE 25+

Less than ninth grade	1,373	3%
Ninth to twelfth grade, no diploma	3,986	9%
High school diploma or equivalent	18,643	40%
Some college, no degree	11,585	25%
Associate degree	4,441	10%
Bachelor's degree	4,481	10%
Graduate or professional degree	1,997	4%

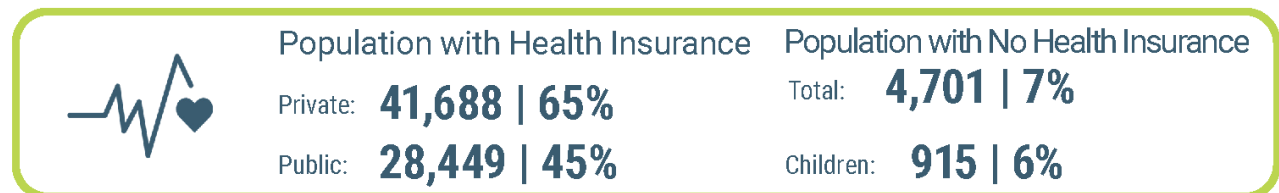
DISABILITY STATUS



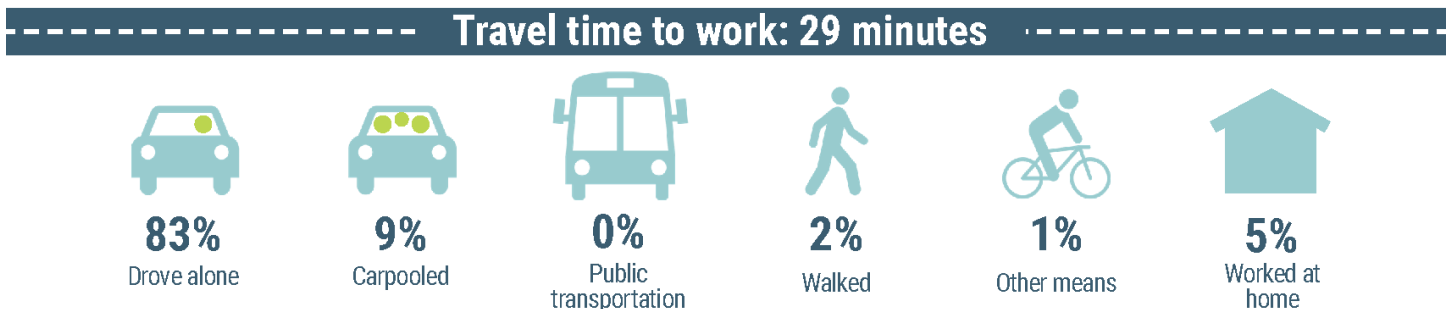
HOUSING



HEALTH INSURANCE



COMMUTING TO WORK



Source for all data: US Census Bureau, American Community Survey 5-year Data Profiles, 2021

Michigan League for Public Policy, 1223 Turner Street, Suite G1, Lansing, MI 48906 | www.mlpp.org



Montcalm County Great Start Collaborative Status of Young Children 2023

OUR VISION:

Children in Montcalm County have the opportunity to be healthy, eager, and prepared to succeed in school and life.

For more information about early childhood in Montcalm County or to provide feedback regarding this data, please go to:

www.GreatStartMontcalm.org

Visit us on Facebook:

[greatstartmontcalmcounty](https://www.facebook.com/greatstartmontcalmcounty)



For more information you can contact the MCGSC at:
(616) 225-6146

WHAT THE DATA SHOWS US:


- 18% of children ages birth to seventeen live in poverty. State of MI is 18%.
- 65% of students receive free or reduced school lunch assistance; a rise from 2019 at 60%. State of MI is 53%.
- 29% of Montcalm County mothers who gave birth did not receive appropriate health care in 2021. This is an improvement since 2018. The State of MI is 32%.
- Medicaid paid for 39% of Montcalm County births in 2021. State of MI is 39%.
- 66% of 19–35-month age children in Montcalm County are up to date on their immunizations. The State average is 68%. This is the first time in over 10 years Montcalm County has fallen below the state average.
- 50% of children ages 0-4 are participating in Women, Infant, & Children (WIC). State of MI is 42%. Data from the five plus years shows a declining enrollment trend despite being above the state average.
- Montcalm County is higher than the state average in the number of children birth to five that were substantiated for child abuse and neglect. Montcalm County stands at 16% while the state average is at 17%. This is the first time in the last five years that Montcalm County has been below the state average and the trajectory moving in the positive direction.
- 330 birth to five children were served through Early ON & Special Education services in the 2022. This number has risen from 205 children in 2018. 11% of the 330 identified children were consistently receiving special education services in 2022.

Report Data Sources: Michigan Kids Count & MAISD EO

Dear Community Member,

The Montcalm County Great Start Collaborative (MCGSC) continues to look for ways to promote the wellbeing of young children through our annual Status of Young Children report. MCGSC continues to lift up our vision to build a community that supports all families. We must prioritize young children and their families because the first five years of a child’s life is a time of great opportunity! Research tells us that by age six, most of a child’s brain is developed. In 2021, there were 652 births and a total of 4,397 children birth to age eight living in Montcalm County. We hope to keep the conversation going around continued supports in raising healthy children prepared to succeed in school and life.

Parents and community leaders in Montcalm County who understand the vital importance of investing in young children continue to work together to implement the 2022-2025 MCGSC Strategic Plan. We invite you to join us in fighting for a **continued investment in research based, high quality early childhood supports.** The MCGSC has prepared this 2023 Status of the Young Child Report to present information about our community and our young children. Please contact us with any feedback at www.GreatStartMontcalm.org
Montcalm County Great Start Collaborative Members





Montcalm County Great Start Collaborative Meeting Schedule 2023-2024

Montcalm County GSC Board Meetings (at the Montcalm Area Intermediate School District, Stanton):

Contact person: Cari O'Connor

- **October 4, 2023**, from 11:30-1:30 pm
- **December 6, 2023**, from 11:30-1:30 pm
- **February 7, 2024**, from 11:30-1:30 pm
- **April 3, 2024**, from 11:30-1:30 pm
- **June 5, 2024**, from 11:30-1:30 pm
- **August 7, 2024**, from 11:30-1:30 pm

Montcalm County GSC Committee Meetings:

Family Leadership Committee - Family Coalition Meetings (meetings will be located at the Montcalm Area Career Center, 1550 W Sidney Rd, Sidney, dinner, and childcare provided)

Contact person: Monique Cooper

- **September 11, 2023**, from 5:30-7:00 pm - Anxiety in Children
- **October 9, 2023**, from 5:30-7:00 pm - Challenging Behaviors
- **November 13, 2023**, from 5:30-7:00 pm - Understanding Children Emotions (Love Language)
- **December 11, 2023**, from 5:30-7:00 pm - Holiday Celebration with Santa
- **January 8, 2024**, from 5:30-7:00 pm – Developmental Milestones with Children; Fostering Growth
- **February 12, 2024**, from 5:30-7:00 pm – Sibling Rivalry
- **March 11, 2024**, from 5:30-7:00 pm - Family Awareness Month, Special Event for the Whole Family
- **April 8, 2024**, from 5:30-7:00 pm – Establishing Rules and Boundaries for Your Home
- **May 13, 2024**, from 5:30-7:00 pm – Dinner Ideas
- **June 10, 2024**, from 5:30-7:00 pm – Summer Kick Off- Carson City Park/Splash Pad

Family Wellness Committee (at the Montcalm Area Intermediate School District, Stanton):

Contact person: Monique Cooper

- **October 4, 2023**, from 1:30-2:30 pm
- **December 6, 2023**, from 1:30-2:30 pm
- **February 7, 2024**, from 1:30-2:30 pm
- **April 3, 2024**, from 1:30-2:30 pm
- **June 5, 2024**, from 1:30-2:30 pm
- **August 7, 2024**, from 1:30-2:30 pm

Early Care & Education Committee (meetings are currently being held virtually through Zoom):

Contact person: Mindy Train

- **October 11, 2023**, from 9:00-10:00 am
- **December 13, 2023**, from 9:00-10:00 am
- **February 14, 2024**, from 9:00-10:00 am
- **April 10, 2024**, from 9:00-10:00 am
- **June 12, 2024**, from 9:00-10:00 am
- **August 14, 2024**, from 9:00-10:00 am